


Pressure Transmitter

MODEL X47



The Model X47 is a low-cost, rugged pressure measurement solution. Viatran products come with a standard of ruggedness that was born from the Oil Fields.

FEATURES

- Low price
- Adjustable zero
- Resistant to pressure spikes
- Cost effective DIN connector
- Welded stainless steel construction

TYPICAL APPLICATIONS

- Hydraulic systems
- Injection molding
- Die casting
- Off road vehicles
- Compressors and pumps
- High volume usage

A LOW COST, HIGH PERFORMANCE SOLUTION

DESIGNED FOR HARSH CONDITIONS

Viatran's Model X47 uses bonded foil sensing technology to offer a rugged but inexpensive solution that is small and fits into hard-to-access areas.

INSPIRED BY DIVERSE NEEDS

Hydraulic systems in test and control applications generate severe "spikes" that overpressure many sensors. To combat spikes, Viatran employs a bonded foil strain gage on a hardened stainless steel diaphragm. This higher mass diaphragm withstands short-term overpressure conditions inherent in hydraulic applications. For measuring low pressures (5 to 200 PSI), Viatran uses a corrosion resistant ceramic diaphragm sensor.

EASILY ADAPTABLE

The X47 series utilizes several features to fit the widest possible applications. The standard DIN 43650 connector is an industrial standard with excellent weather resistance.

The X47 can be fitted with a 6-pin bayonet or a direct coupled cable. The X47 has no oil fill or isolation diaphragms and has a 1/4" NPT or SAE female pressure port. A standard zero adjustment control makes setup simple.

If your application requires a large quantity of rugged pressure transmitters, call 1-800-688-0030, ext 512 for product availability or to order.



Courtenay House, Monument Way East, Woking,
Surrey GU21 5LY, United Kingdom

Tel: +44(0)844 443 7925
Fax: +44(0)844 443 7928

Web Site: www.medcotas.com

Viatran Model X47 RUGGED PRESSURE TRANSMITTER

SPECIFICATIONS

PERFORMANCE

Full Scale Pressure Range	(FSPR) 0-5, 0-10, 0-15, 30, 50, 75, 100, 200, PSIG, PSIA, 0-300, 400, 500, 750, 1K, 1500, 2K, 3K, 4K, 5K, 7500, 10K, 15K, 20K, PSIG
Non-Linearity (Best Fit Straight Line)	≤ ± 0.5% FSO
Hysteresis & Repeatability	< 0.25% FSO
Full Scale Output (FSO)	
Model 247	4 VDC ± 2% at 70° F
Model 347	16 mA ± 2% at 70° F
Resolution	Infinite
Long Term Stability	≤ ± 0.5% FSO per 6 months
Compensated Temperature Range	70° F to 170° F
Maximum Operating Temperature	200° F
Minimum Operating Temperature	-20° F
Non-Operating Temperature Range	-60° F to +250° F
Thermal Effect on Zero	≤ ± 3% FSO per 100° F Typical
Thermal Effect on Span	≤ ± 2% FSO per 100° F Typical

ELECTRICAL

Supply Voltage	9 to 30 VDC
Power Supply Regulation	
Model 247	≤ ± 0.05% FSO per Volt
Model 347	≤ ± 0.08% FSO per Volt
Current consumption	≤ 1.1mA
Output Signal	
Model 247	0.25 to 4.25 VDC
Model 247 w/ DM option	0 to 10 VDC (requires 15 VDC supply minimum)
Model 347	4 to 20 mA
Load Resistance (Model 347 only)	1500 Ohms maximum at 40 VDC
Circuit Protection	Reverse polarity protected. Varistor protected across input leads for surges above 40 VDC and currents to 8 A peak with a pulse width of 10 x 1000 µSec
Insulation Resistance	1000 MegOhms at 50 VDC
Response Time	≤ 5 mSec for 90% change in output
Electrical Connections	DIN plug 43650

	Model 247	Model 347
Pin 1	+Power	+Power / +Signal
Pin 2	+Signal	-Power / -Signal
Pin 3	Common	No connection
Ground Spade	Case Ground	Case Ground

MECHANICAL

Pressure Connections	1/4" NPT Female
Proof Pressure	1.5 times FSPR or 25K PSI, whichever is less
Burst Pressure	5 times FSPR or 30K PSI, whichever is less
Pressure Cavity Volume	0.07 cubic inches
Mounting	May be supported by process piping
Materials of Construction	
Wetted Parts	
0-15 thru 200 PSI	316 stainless steel, Buna-N O-Ring, Alumina ceramic
0-300 PSI and above	15-5PH stainless steel
Housing	304 stainless steel
Weight	10 oz
Identification	Laser etched onto body

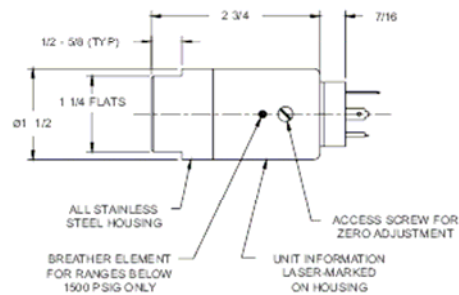
OPTIONS

Codes	
DH	Special range
DX	Modified Output

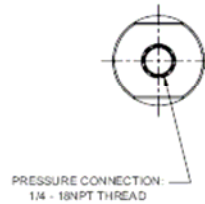
ACCESSORIES

Digital indicator
Mating electrical assembly
Mating electrical connector
Protective cover

Note: Vented gage units should only be installed in environments that allow the breather to remain dry and free from contamination. Application of some available options may affect standard performance. Consult your Viatran Representative for details.



NOTE:
ALL DIMENSIONS ARE NOMINAL, IN INCHES
AND FOR REFERENCE PURPOSES ONLY



THE INDUSTRIAL TEST AND CONTROL FAMILY.



CALL 1-800-688-0030, EXT 512 FOR
DETAILS ABOUT THE ENTIRE PRESSURE
MEASUREMENT FAMILY



Courtenay House, Monument Way East, Woking,
Surrey GU21 5LY, United Kingdom

Tel: +44(0)844 443 7925
Fax: +44(0)844 443 7928

Web Site: www.medcotas.com